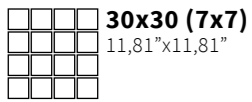
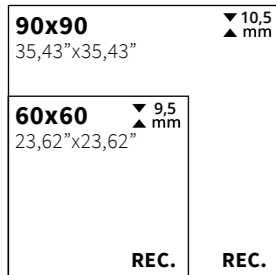

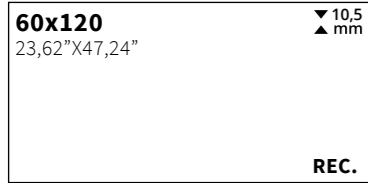


ALLOY



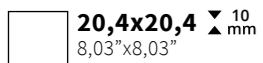
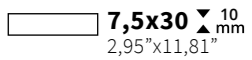
DECORSTONE

Formatos / Sizes / Formats



COMBINACIONES
MATCHING COLLECTIONS
LES COLLECTIONS À COMBINER

ALLOY (ORIGIN CAT.)



● Alloy Pearl 60x120	Rec. M99	017.869.0169.10476	🔗
● Alloy Pearl 60x120	Rec. M120	071.869.0169.10476	🔗
● Alloy Pearl 120x120	Rec. M139	017.120.0169.10476	🔗
● Alloy Pearl 120x120	Rec. M174	071.120.0169.10476	🔗
● Alloy Pearl 90x90	Rec. M99	017.804.0169.10476	🔗
● Alloy Pearl 90x90	Rec. M112	071.804.0169.10476	🔗
● Alloy Pearl 60x60	Rec. M57	017.840.0169.10476	🔗
● Alloy Pearl 60x60	Rec. M85	071.840.0169.10476	🔗
● Alloy Pearl 30x30(7)	Malla M201	025.590.0169.10476	🔗
● Alloy Pearl 30x30(7)	Malla M201	051.590.0169.10476	🔗



● Alloy Grey 60x120	Rec. M99	017.869.0161.10476	🔗
● Alloy Grey 60x120	Rec. M120	071.869.0161.10476	🔗
● Alloy Grey 120x120	Rec. M139	017.120.0161.10476	🔗
● Alloy Grey 120x120	Rec. M174	071.120.0161.10476	🔗
● Alloy Grey 90x90	Rec. M99	017.804.0161.10476	🔗
● Alloy Grey 90x90	Rec. M112	071.804.0161.10476	🔗
● Alloy Grey 60x60	Rec. M57	017.840.0161.10476	🔗
● Alloy Grey 60x60	Rec. M85	071.840.0161.10476	🔗
● Alloy Grey 30x30(7)	Malla M201	025.590.0161.10476	🔗
● Alloy Grey 30x30(7)	Malla M201	051.590.0161.10476	🔗



● Alloy Coal 60x120	Rec. M99	017.869.0298.10476	🔗
● Alloy Coal 60x120	Rec. M120	071.869.0298.10476	🔗
● Alloy Coal 120x120	Rec. M139	017.120.0298.10476	🔗
● Alloy Coal 120x120	Rec. M174	071.120.0298.10476	🔗
● Alloy Coal 90x90	Rec. M99	017.804.0298.10476	🔗
● Alloy Coal 90x90	Rec. M112	071.804.0298.10476	🔗
● Alloy Coal 60x60	Rec. M57	017.840.0298.10476	🔗
● Alloy Coal 60x60	Rec. M85	071.840.0298.10476	🔗
● Alloy Coal 30x30(7)	Malla M201	025.590.0298.10476	🔗
● Alloy Coal 30x30(7)	Malla M201	051.590.0298.10476	🔗



● Alloy Mint 60x120	Rec. M99	017.869.0824.10476	🔗
● Alloy Mint 60x120	Rec. M120	071.869.0824.10476	🔗
● Alloy Mint 120x120	Rec. M139	017.120.0824.10476	🔗
● Alloy Mint 120x120	Rec. M174	071.120.0824.10476	🔗
● Alloy Mint 90x90	Rec. M99	017.804.0824.10476	🔗
● Alloy Mint 90x90	Rec. M112	071.804.0824.10476	🔗
● Alloy Mint 60x60	Rec. M57	017.840.0824.10476	🔗
● Alloy Mint 60x60	Rec. M85	071.840.0824.10476	🔗
● Alloy Mint 30x30(7)	Malla M201	025.590.0824.10476	🔗
● Alloy Mint 30x30(7)	Malla M201	051.590.0824.10476	🔗



● Alloy Azzurro 60x120	Rec. M99	017.869.0151.10476	🔗
● Alloy Azzurro 60x120	Rec. M120	071.869.0151.10476	🔗
● Alloy Azzurro 120x120	Rec. M139	017.120.0151.10476	🔗
● Alloy Azzurro 120x120	Rec. M174	071.120.0151.10476	🔗
● Alloy Azzurro 90x90	Rec. M99	017.804.0151.10476	🔗
● Alloy Azzurro 90x90	Rec. M112	071.804.0151.10476	🔗
● Alloy Azzurro 60x60	Rec. M57	017.840.0151.10476	🔗
● Alloy Azzurro 60x60	Rec. M85	071.840.0151.10476	🔗
● Alloy Azzurro 30x30(7)	Malla M201	025.590.0151.10476	🔗
● Alloy Azzurro 30x30(7)	Malla M201	051.590.0151.10476	🔗



● Alloy Copper 60x120	Rec. M99	017.869.0287.10476	🔗
● Alloy Copper 60x120	Rec. M120	071.869.0287.10476	🔗
● Alloy Copper 120x120	Rec. M139	017.120.0287.10476	🔗
● Alloy Copper 120x120	Rec. M174	071.120.0287.10476	🔗
● Alloy Copper 90x90	Rec. M99	017.804.0287.10476	🔗
● Alloy Copper 90x90	Rec. M112	071.804.0287.10476	🔗
● Alloy Copper 60x60	Rec. M57	017.840.0287.10476	🔗
● Alloy Copper 60x60	Rec. M85	071.840.0287.10476	🔗
● Alloy Copper 30x30(7)	Malla M201	025.590.0287.10476	🔗
● Alloy Copper 30x30(7)	Malla M201	051.590.0287.10476	🔗

DECORSTONE
GRES PORCELÁNICO RECTIFICADO · RECTIFIED PORCELAIN TILES · GRÈS CÉRAMÉ RECTIFIÉE

ALTO BRILLO SEMIPULIDO
GRES PORCELÁNICO SEMIPULIDO RECTIFICADO · RECTIFIED SEMIPOLISHED PORCELAIN TILES · GRÈS CÉRAMÉ SEMIPOLI RECTIFIÉE



Rvto. / Wall / Rvtrm: Alloy Mint 60x120 A.B.Semipulido - Malla Alloy Mint 30x30(7x7) A.B.Semipulido - Alloy Pearl 60x120 A.B.Semipulido
Pvta. / Floor / Sol: Alloy Pearl 60x60 A.B.Semipulido - Oldmanor Tabaco 25x150

Piezas especiales / Special pieces / Pièces especiales

Consultar en página / Consult on page / Consulter en page: 344

*PELDAÑO GRADONE	*ÁNGULO GRADONE	*PELDAÑO RANURADO	*ÁNGULO RANURADO	*RODAPIÉ DEC. A.B.S.	*RODAPIÉ C/ROMO

Empaquetado / Packaging / Emballage

Formato	pz/cj	m²/cj	cj/pl	m²/pl	kg/cj	kg/pl
60x120	2	1.44	32	46.08	34.25	1,121.00
120x120	1	1.44	36	51.84	36.36	1,348.96
90x90	2	1.62	27	43.74	40.00	1,110.00
60x60	4	1.44	30	43.20	30.00	920.00
30x30(7)	11	1.00	42	42.00	23.10	990.20